

# MAP Growth Information from the Maine Through Year Assessment: Overview



As part of our commitment to providing educators with quality reports that inform instruction, NWEA is integrating results from the Maine Through Year Assessment into MAP Growth reports, starting with the spring 2023 administration.


Beginning fall 2023, this exciting new feature will allow educators to access reports that include MAP Growth Information from the Maine Through Year Assessment. These reports can be used to make data-driven instructional decisions, such as tracking data longitudinally, and analyzing current student, class, district, and state needs. Results from Maine Through Year Assessment can also be used to plan instructional next steps, evaluate the success of programs or curriculum, and celebrate student success.

Maine School Administrative Units (SAUs) who wish to participate in the initiative will need to roster students in both the MAP system and Acacia before the end of the spring 2023 assessment window which ends on May 26th. MAP Growth reports will then automatically integrate results from the Maine Through Year Assessment in August. Participation will be optional.

The data on MAP Growth reports will not include proficiency scores tied to accountability measures; accountability data will continue to be reported within Acacia. We encourage educators to continue to use Acacia to understand scale scores, support students with their grade-level progress, and view RIT scores. The chart to the right shows which results from the Maine Through Year Assessment will and will not be seen in MAP Growth reports.

Having access to Maine Through Year Assessment results directly within MAP Growth reports will enhance longitudinal and trend analyses and reduce training needs,



### Integration Features

- Track data longitudinally
- Analyze student, class, district and state needs
- Plan instructional next steps
- Evaluate success of programs or curriculum
- Celebrate student success

as MAP Growth users will have a familiar way to access and interpret additional assessment data, all in one reporting system. For years, educators have used MAP Growth data to plan instructional strategies, evaluate the success of programs and curriculum, and identify students who may need intervention. Providing MAP Growth Information from the Maine Through Year Assessment ensures that these data are built into a decision-making process that is designed to allocate resources where they are needed most.

## Maine Through Year Assessment Results

### ▼ Results seen in MAP Growth reports

- Student overall and instructional area RIT scores
- Student projected proficiency data
- Standard error of measurement (SEM)
- Quantile scores (Math K-12 tests)
- Lexile scores (reading)

### ▼ Results NOT seen in MAP Growth reports

- State summative scores used for accountability
- Student proficiency levels